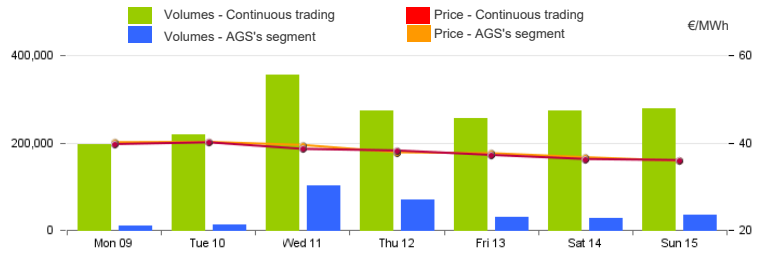


Spot Gas Market (MP-GAS)

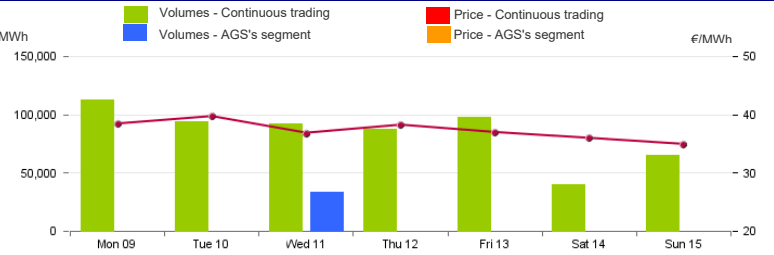
Day-Ahead Gas Market (MGP-GAS)

	Price. €/MWh				Volumes. MWh			
	Average	Var	Min	Max	Total	Var	Daily Products	WE Product
Continuous trading	38.18	-7.2%	35.65	40.80	1,852,656	-27.2%	1,371,360	481,296
	Price. €/MWh				Volumes. MWh			
	Average	Var	Min	Max	Total	Var	Purchases SRG	Sales SRG
AGS's segment	38.19	-7.9%	35.80	40.13	285,960	+9.4%	115,824	170,136



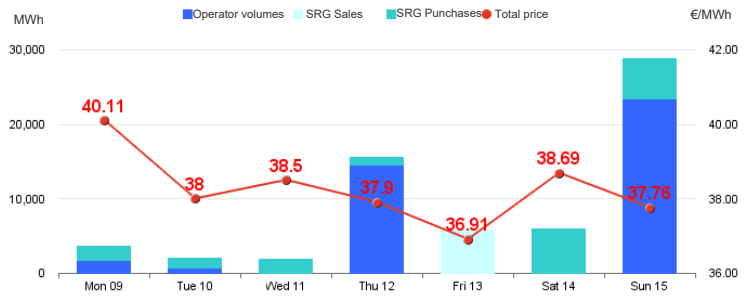
Intra-Day Gas Market (MI-GAS)

	Price. €/MWh				Volumes. MWh			
	Average	Var	Min	Max	Total	Var	Purchases SRG	Sales SRG
Continuous trading	37.29	-9.5%	34.30	40.20	589,680	-26.9%		
	Price. €/MWh				Volumes. MWh			
	Average	Var	Min	Max	Total	Var	Purchases SRG	Sales SRG
AGS's segment	36.81	-	36.81	36.81	33,096	-		33,096



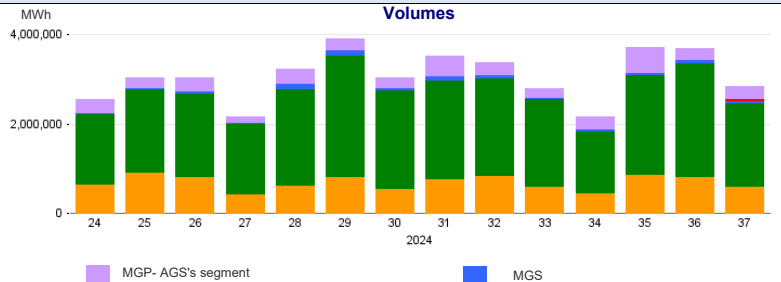
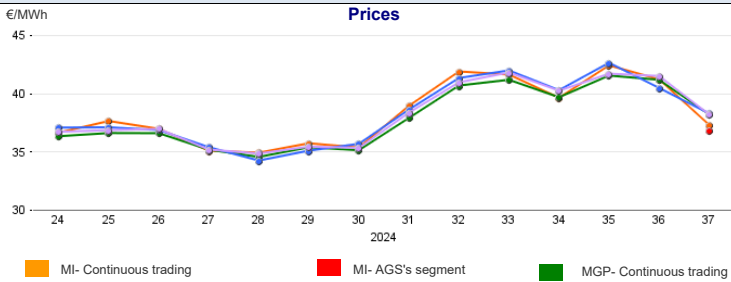
Market for the trading of gas stored (MGS-GAS)

Week	Storage	37	36
Price. (1) €/MWh	Stogit	38.27	40.46
	Edison Stoccaggio	-	-
	Total	38.27	40.46
Volumes. MWh	Stogit	63,646	59,585
	Edison Stoccaggio	-	-
	Total	63,646	59,585
SRG Activity. MWh	Purchases	18,015	10,906
	Balancing (2)	18,015	10,906
	Other purposes (3)	-	-
	Sales	5,757	8,953
	Balancing (2)	5,757	8,953
Other purposes (3)	-	-	



1) The Total price is calculated as a weighted average price for the total volumes exchanged in each storage system.
2) To securely manage any expected deviations between overall network injections and withdrawals pursuant to Art. 2.5 of Annex A, AEEGSI's Resolution 312/2016/R/gas
3) Stored gas trades by Snam Rete Gas (SRG) not included in "Balancing"

Weekly evolution



Forward Gas Market (MT-GAS)

Products	Market				OTC		Total		Open interest*		
	Minimum Price	Maximum Price	Check Price*		Registrations	Volumes	Volumes				
	€/MWh	€/MWh	€/MWh	change %	N.	MWh/d	MWh/d	change %	MWh/d	MWh	
M-2024-10	-	-	36.98	-11.6%	-	-	-	-	-	-	-
M-2024-11	-	-	38.88	-10.2%	-	-	-	-	-	-	-
Q-2024-04	-	-	38.10	-11.9%	-	-	-	-	-	-	-
Q-2025-01	-	-	40.24	-7.9%	-	-	-	-	-	-	-
Q-2025-02	-	-	38.85	-7.8%	-	-	-	-	-	-	-
Q-2025-03	-	-	37.45	0.0%	-	-	-	-	-	-	-
WS-2024/2025	-	-	40.36	-7.1%	-	-	-	-	-	-	-
SS-2025	-	-	37.75	0.0%	-	-	-	-	-	-	-
CY-2025	-	-	38.59	0.0%	-	-	-	-	-	-	-
M-2024-12	-	-	38.80	-10.5%	-	-	-	-	-	-	-
BoM-2024-09	-	-	41.43	2.6%	-	-	-	-	-	-	-
Total										0	0

*Referred to the last session of the week